

Install or Download apps to your Android device.

You can download no-charge and paid apps from Google Play on your Android phone. We recommend that you get apps from Google Play, but you can also get them from other sources. Your phone has a security setting (Google Play Protect) that checks for potentially harmful apps, warns you, and removes apps if necessary.

Download or Install apps from Google Play

1. Open Google Play.

- On your phone, use the Play Store app .
- On your computer, go to play.google.com.


2. Find an app you want.

The screenshot shows the Google Play Store interface. At the top, the time is 10:51 and the battery level is 49%. The search bar contains the text 'openoffice for android', which is circled in red. A red arrow points to this text with the label 'Step1: Type Apps Name'. Below the search bar, there are filters for '4.0+ ★', '4.5+ ★', 'Family', and 'Premium'. The search results list three apps: 'AndrOpen Office' by Akikazu Yoshikawa (Productivity), 'LibreOffice & OpenOffice docum' by Stefl und Taschauer OG (Productivity), and 'OOReader' by BML Solutions inc (Productivity). A red arrow points to the 'AndrOpen Office' app with the label 'Step2: Select - Apps on Google Play'.

3. To check that the app is reliable, find out what other people say about it.

- Under the app's title, check the star ratings and the number of downloads.
- To read individual reviews, scroll to "Reviews" section.

4. When you pick an app, tap **Install** (for no-charge apps) or the app's price.



Download apps from other sources

Important: If you download apps from unknown sources, your phone and personal information can be at risk.

- Your phone could get damaged or lose data.
- Your personal information could be harmed or hacked.

Apps requirements to use OpenOffice

To use OpenOffice on Android mobiles, you'll need:

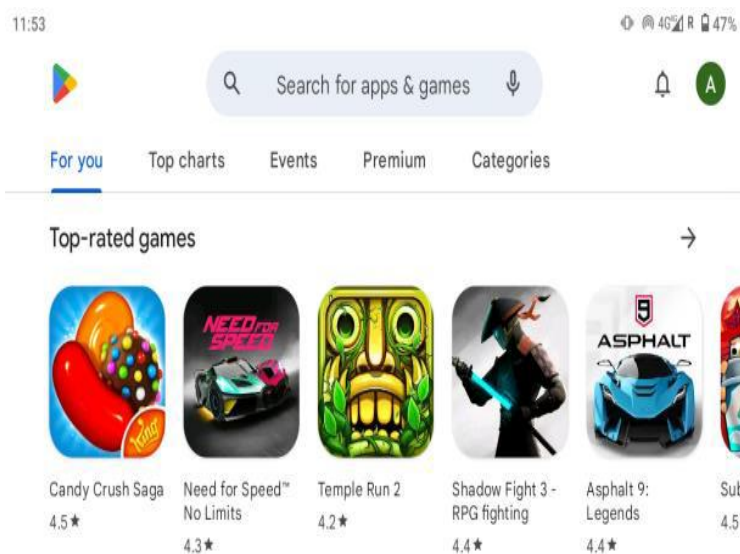
- The Java Runtime Environment (JRE) 1.5.x is the minimum version required to use the full functionality of Apache OpenOffice that need Java (see Java and Apache OpenOffice). However, we strongly recommend the latest version of Oracle Java 8, or - for Linux users - OpenJDK 8.

Uninstall or Delete apps on Android

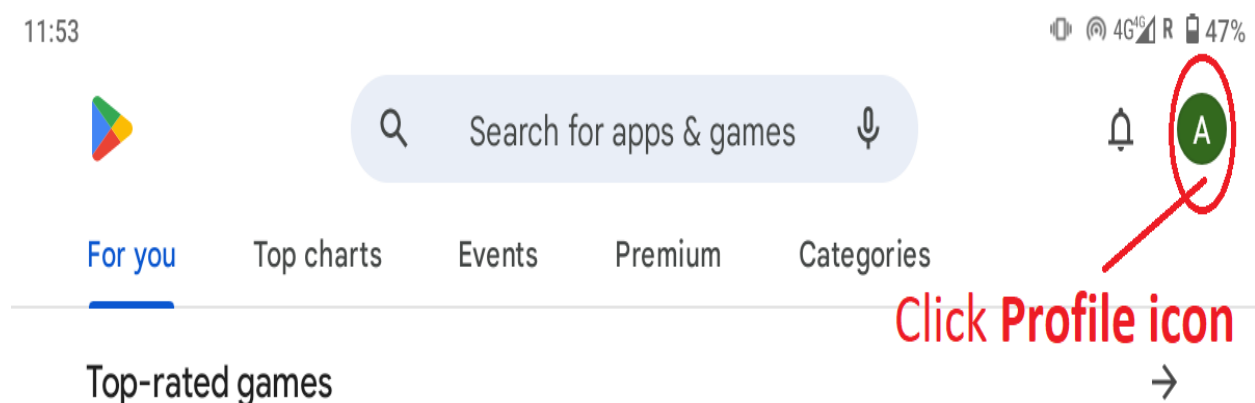
You can uninstall apps you've installed on your phone. If you remove an app you paid for, you can reinstall it later without buying it again. You can also disable system apps that came with your phone.

Delete apps that you installed

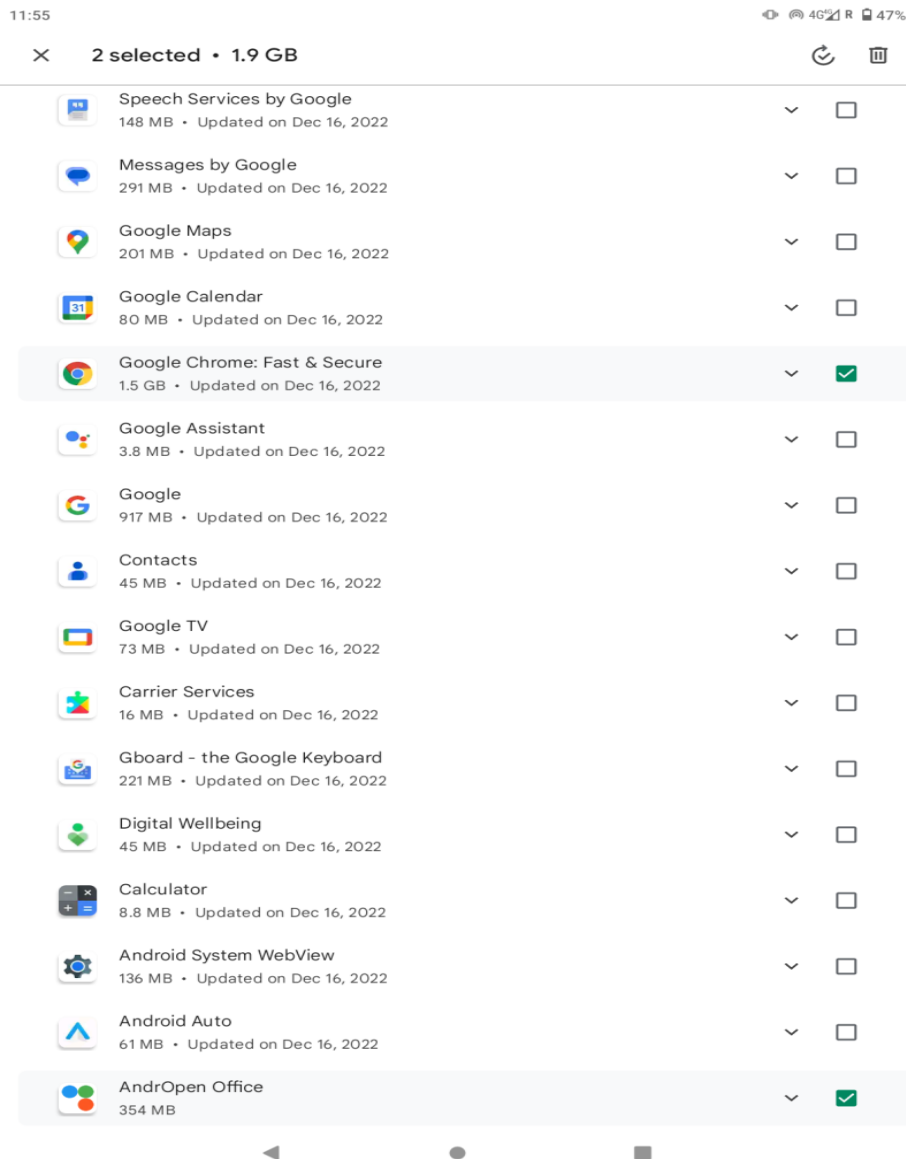
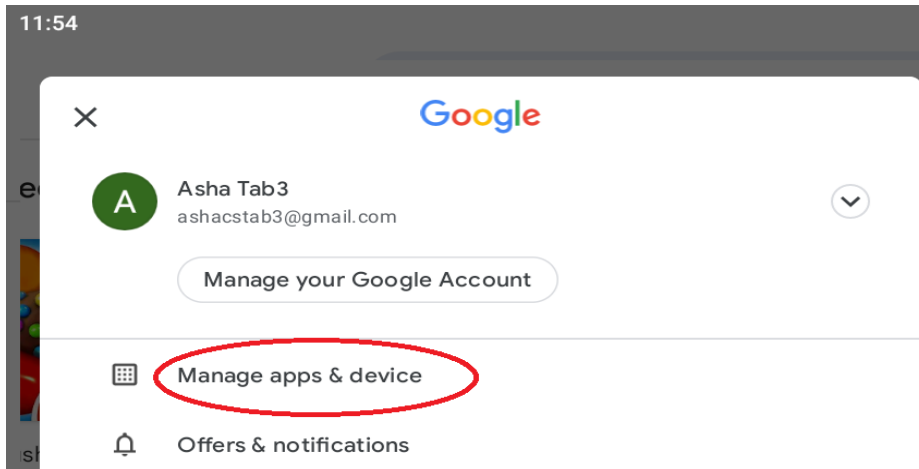
1. Open the Google Play Store app.



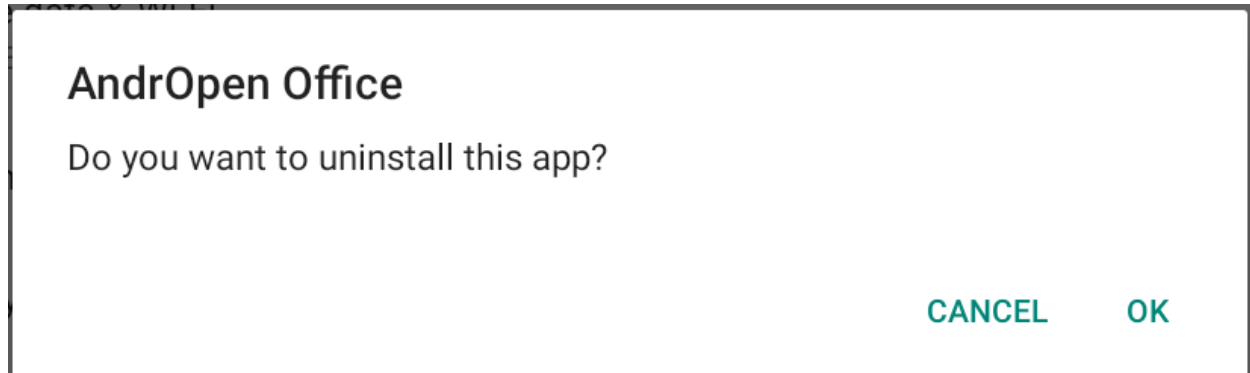
2. At the top right, tap the **Profile icon**.



3. Tap **Manage apps & devices** → **Manage**.



4. Tap the name of the app you want to delete.



5. Tap **Uninstall**.